






#EdsentialAtHome  
First Access at Home

## Saxophone Lesson 2

 **Step 1:** Hi there! Click [here](#) to find out what we are going to learn to play today.

 **Step 2:** [Rachel Landen](#), [Julia Wells](#) and [Liz Abbott](#) will take you through today's lesson. Click on their names to meet them.

 **Step 3:** Let's warm up! Try 'Shake, Shake, Shake' [here](#).

**Step 4:** Time to sing! Click [here](#) to sing 'Clap Hands, Stamp Feet'.



**Step 5:** Let's play our instrument now. Pick up your Saxophone and get ready to warm up for part one, click [here](#), part two click [here](#).



**Step 6:** We are now going to play 'Three Note Jazz'. Click [here](#) to watch, and [here](#) to learn.



**Step 7: Music to Inspire – [John Helliwell Sax Solo](#)**



**Step 8:** We hope you have enjoyed the lesson. Click [here](#) to see what we are going to do next week.

3 Note Jazz was composed by Gary Price and we thank him for allowing us to use it in our lesson.

**Top Tip:**  
When practicing,  
make sure you  
always have a  
goal.

[Backing Track](#)

[Sheet Music](#)

Our *First Access at Home* programme will use a variety of websites, videos, books and songs to create an interactive and fun learning experience. As with all online and musical learning programmes, please ensure you take the appropriate measures to ensure your child's safety.

*We respectfully suggest that children are not left unsupervised when completing tasks, especially for the online activities. Edsential is not responsible for external sites which may contain inappropriate images and content unsuitable for children.*