



Chop Chop Choppity chop

Chop, chop, choppity chop
Chop off the bottom and chop off the top
What there is left we will put in the pot
Chop, chop, choppity chop




Pat-a-cake

Pat-a-cake, pat-a-cake baker's man
Bake me a cake as fast as you can
Pat it and prick it and mark it with "B"
Put it in the oven for baby and me
For baby and me, for baby and me
Put it in the oven for baby and me!

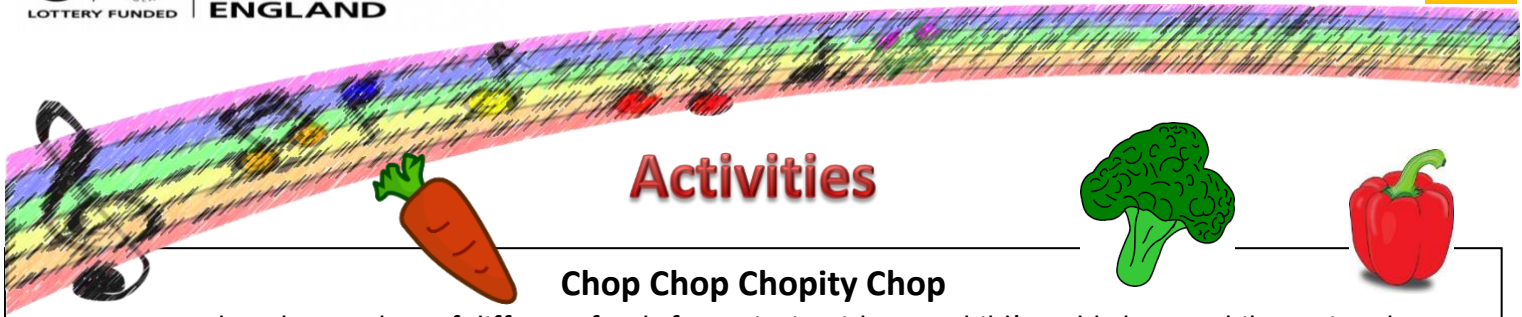
Five little peas in a pea pod pressed

Five little peas in a pea pod pressed,
One grew, two grew and so did all the rest.
They grew and they grew and they did not stop,
Until one day that pod went POP!



Jelly on a plate

Jelly on the plate, Jelly on the plate
Wibble wobble, wibble wobble, jelly on plate!
Sausage in a pan, sausage in a pan
Sizzle sizzle, sizzle sizzle, sausage in a pan!



Activities


Chop Chop Chopity Chop

- Pretend to chop up lots of different foods for a picnic with your child's teddy bears whilst saying the rhyme.
- Try saying the rhyme in different ways, fast/slow/quiet/loud.
- Use kitchen utensils like wooden spoons, saucepans, plastic Tupperware to tap the pulse whilst saying the rhyme.
- Use the instruments to tap the rhythm of the words and then the pulse of the rhyme and then switch between the two.



Pat a Cake

- Play the clapping game by tapping your knees then either clapping your own hands or your child's hands to the pulse as you say the rhyme.
- Walk the pulse and say the rhyme whilst out and about with your child, or even better whilst making a cake!



Five Little Peas

- Act out the rhyme with five small balls being the peas, when the peas go POP at the end of the rhyme throw the balls up in the air! This can be played using any small objects, as long as it is safe to throw them.
- Step quietly around the room and then gradually step louder and louder until jumping on the word POP!
- Play this game with a parachute moving the parachute to the pulse with your child with more energy as the rhyme goes on, then let go of the parachute at the word POP!
- With instruments or with utensils like wooden spoons, saucepans etc. play them gradually getting louder and louder throughout the rhyme. Or you could just say the rhyme and practice playing your instruments on the word POP!
- Also sing 'Half a Pound of Tuppenny Rice' and your child can jump when you sing Pop goes the Weasel!

Jelly on the Plate

- Use colourful scarves to act out the rhyme by pretending the scarves are wibbly wobbly jelly.
- Make 'wibbly wobbly', 'sizzely sizzely', movements, allow your child to experiment with how they move, can they wobble really fast then really slow?
- Change the words of the rhyme to suit the treats you're having, e.g. sweets in the bag, shaky shaky etc. or veggies on the plate, yummy yummy etc.
- Say the rhyme quietly to start with and then get louder and louder!
- Sing the '[Menu Song](#)' to see what else we're going to be eating this week!



Now listen to '[The Dance of the Sugar Plum Fairy](#)' By Tchaikovsky – what can you find to dance with? Maybe a scarf? A teddy bear?..